

**B-SERIES MINI EXCAVATORS
CX15B | CX18B**

CASE
CONSTRUCTION




**AGILITY
IN MOTION**

www.casece.com

**EXPERTS FOR THE REAL WORLD
SINCE 1842**

B-SERIES MINI EXCAVATORS



EXPERTS FOR THE REAL WORLD SINCE 1842

- 1842** Jerome Increase founded Racine Threshing Machine Works in Racine, Wisconsin, USA.
- 1912** Case manufactures road building equipment.
- 1969** Case begins skid steer loader production.
- 1988** Case recognized by Fortune magazine: listed by Fortune magazine among the "100 Products America Makes Best."
- 1995** Case expands attachment offering: co-branding and supply agreements with several key attachment suppliers.

HERITAGE

A TRADITION OF INDUSTRY FIRSTS



- 1997** *Start of Case mini assembly in Manchester.*
- 2005** *Increased production capacity in larger CNH plant (Imola).*
- 2008** *Renewal of models below 2ton (both conventional and SR).*
- 2011** *Case leads Tier 4 solutions. Long Enters Hall of Fame: Case engineer, “father of the loader/backhoe”, is inducted into the Construction Equipment Hall of Fame.*
- 2015** *Case extends its European product line-up with the new grader range.*

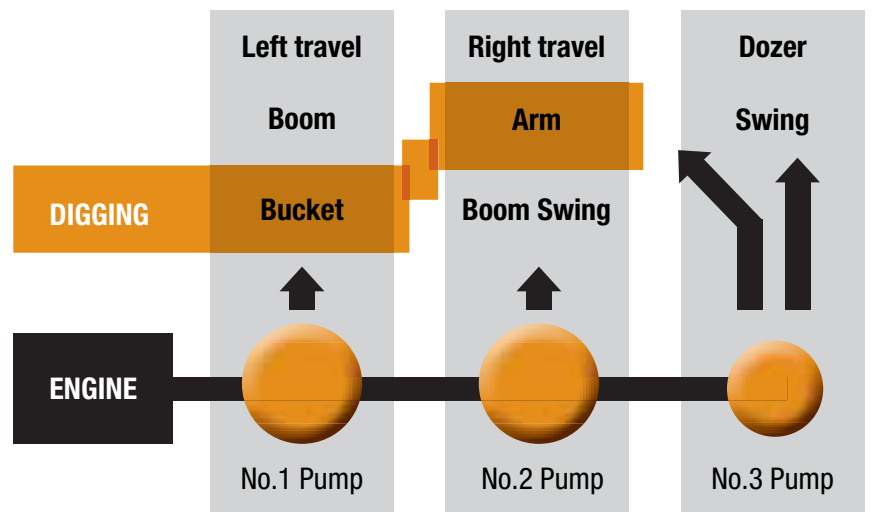
B-SERIES MINI EXCAVATORS



PRECISION AND CONTROLLABILITY

with the responsive hydraulic system

- CX15B features two highly efficient variable displacement piston pumps that deliver power on demand, reducing fuel consumption and increasing performance.
- CX18B has an additional gear pump for the swing and rotation circuits. When these functions are not used, the flow is automatically re-routed to boost digging.
- Both models excel in smoothness and precision at work.

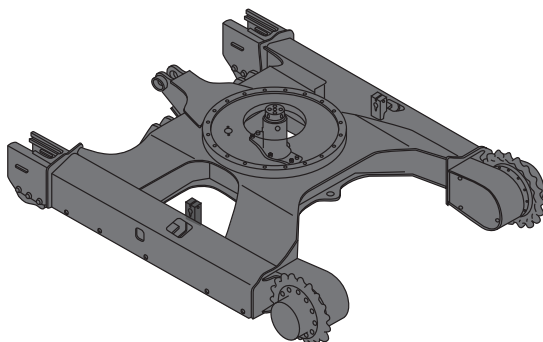


HIGH RELIABILITY

Superior strength

- The X-frame undercarriage provides superior strength and excellent stability.
- The cast iron boom foot is designed to withstand hard working conditions and deliver consistently excellent boom performance over time.
- The boom lift cylinder is well protected.

X-Frame design



Boom cylinder protection

Cast iron boom foot



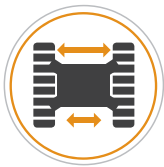
POWER ON DEMAND TO WORK IN ALL CONDITIONS



EXCELLENT WORKING RANGE

with customizable long and short arms

- Ample boom swing angles (left 80°, right 45°) make side ditch digging easy and safe.
- Long and short dippersticks available:
 - Dig deeper and farther with the long arm.
 - Maximise digging force and machine stability with the short arm.



VARIABLE TRACK GAUGE

to access narrowest spaces

The tracks on the CX18B are easy to retract, enabling access through very narrow passages, and then extend again to increase stability allowing to work in comfort and safety.



Retracted tracks to access confined spaces



Extended tracks to increase stability while working



B-SERIES MINI EXCAVATORS



OUTSTANDING STABILITY

with the centered boom design

The center swing boom design ensures maximum machine balance while assuring outstanding robustness and reliability.



HIGH VISIBILITY

Cab design focused on operators line of sight

- The 3-pillar design of canopy versions maximises cab accessibility and all round visibility.
- On cab versions the huge glazed area provides superior visibility to front, side and rear.

POWER ON DEMAND TO WORK SAFELY



SAFE AND EASY MAINTENANCE

Grouped service points under the hood

The fully removable side panels together with the resistant «telene» rear hood provide easy and quick access to battery, hydraulic valves and all regular service components.

MAIN REASONS TO CHOOSE THE B-SERIES



EXCELLENT WORKING RANGE

- Long and short dipper sticks available
- Ample boom swing angles



HIGH VERSATILITY

- Standard auxiliary hydraulics
- Mono or bi-directional hydraulic oil flow
- 300 to 500 mm buckets
- Easy to transport



ROLL-AWAY BLADE

- Unique «roll-away» blade
- Blade foldable without wrenches



PRECISION AND CONTROLLABILITY

- Integrated flow pump system
- Ergonomic and smooth pilot controls



OUTSTANDING STABILITY

- Center swing boom for better machine balance



HIGH VISIBILITY

- 3-post canopy design
- Fully glazed cab option



COMFORTABLE AND SAFE CAB

- Unique tilt-adjustable arm rests
- Suspension seat option



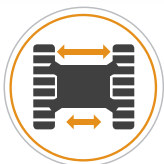
SAFE AND EASY MAINTENANCE

- Fully removable side panels
- Easy access to battery, hydraulic valves and all regular service components



HIGH RELIABILITY

- X-frame undercarriage
- Lift cylinder protection
- Cast iron boom foot



VARIABLE TRACK GAUGE

- Hydraulically retractable tracks (on CX18B)



B-SERIES MINI EXCAVATORS



HIGH VERSATILITY

Wide range of attachments

- Standard auxiliary hydraulics to feed hammers, augers or other hydraulic attachments.
- Single and dual directional auxiliary hydraulics can be supplied with quick connect fittings on the dipper arm.
- 300 to 500 mm buckets available from factory
- Easy to transport: CASE minis feature lifting points and tie-down rings to facilitate transportation.



ROLL-AWAY BLADE

Efficient back-filling

Unique «roll-away» blade for quick and efficient trench back-filling.

Convenient blade folding

On CX18B when the tracks are extended the blade is folded out; when they are retracted tracks, the blade can easily be folded in without the need of any wrenches.



COMFORTABLE AND SAFE CAB

Spacious cab with suspended seat

- CASE minis feature unique tilt-adjustable arm rests that increase operator comfort while reducing operator fatigue.
- The suspension seat option is available on both models.

**POWER ON DEMAND
TO WORK CONVENIENTLY**



B-SERIES **MINI EXCAVATORS**





B-SERIES

MINI EXCAVATORS

CX15B/CX18B SPECIFICATIONS

CAB PROTECTION

FOPS (Falling Objects Protection Structure) _____ standard
 TOPS (Tipping Over Protection Structure) _____ standard

ENGINE

Displacement _____ 952 cm³
 Power _____ 15 hp
 Max torque _____ 53.5 Nm
 Emissions level _____ Not regulated in EU

HYDRAULIC SYSTEM

Variable displacement pumps type _____ axial piston
 Flow delivery _____ 2 x 15.5 l/min
 Gear pump delivery _____ - / 10.9 l/min
 Maximum operating pressure _____ 206 / 216 bar
 1st Auxiliary Flow _____ 31 / 26.4 l/min
 1st Auxiliary Pressure _____ 206 bar

SLEWING & TRAVEL SPEED

Slewing speed _____ 9.5 / 9.0 rpm
 Boom slewing angle (left/right) _____ 80° / 45°
 Travel Speed - Low (1st) _____ 2.0 km/h
 Travel Speed - High (2nd) _____ 3.5 km/h

OPERATING WEIGHT

(includes operator, full fuel tank and one bucket)

		CX15B	CX18B
Dipper	Type	Standard	Standard
Cab	tonnes	1.70	1.78
Canopy	tonnes	1.58	1.66

TRANSPORT FEATURE

(weight is with full fuel tank, without operator, without bucket)

		CX15B	CX18B
		Standard	Standard
Weight (Cab)	ton	1.59	1.67
Weight (Canopy)	ton	1.47	1.55
B Max width	mm	990	990 - 1.330
L Max length	mm	3.605	3.605
H Max height	mm	2.350	2.350

LIFTING CAPACITY

Front and Side Lifting Capacity at 1.5 meters from swing center

		CX15B Cab	CX15B Canopy	CX18B Cab	CX18B Canopy
Lifting capacity in tonnes		1.5 m	1.5 m	1.5 m	1.5 m
DEPTH LEVEL					
Ground level	1,020 mm	523	453	560	491
	1,220 mm	515	445	553	483
2 m below ground	1,020 mm	374	374	399	399
	1,220 mm	492	450	524	488

Values refer to a machine outfit including 0.044 m³ bucket

SPECIFICATIONS

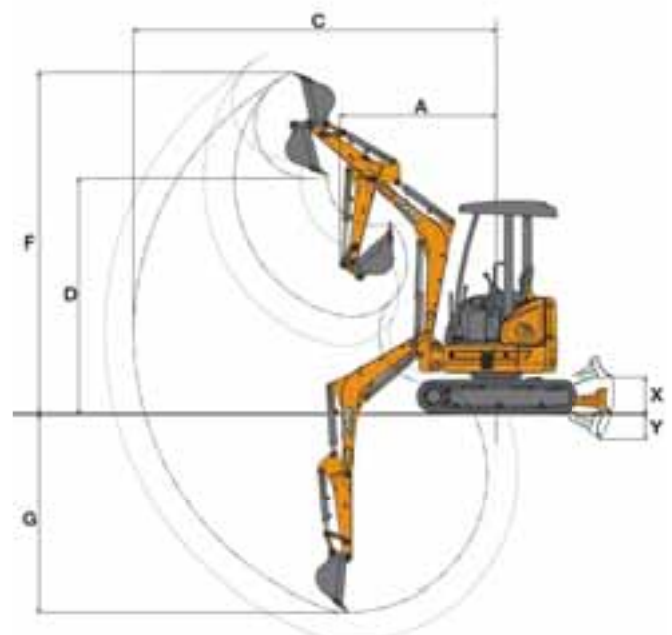


GENERAL DIMENSIONS

		CX15B	CX18B
Rear end swing radius	mm	Standard 1.065	Standard 1.065
I Track width	mm	230	230
J Undercarriage length	mm	2.210	2.210
K Track length on ground	mm	1.565	1.565
M Center distance of tumblers	mm	1.215	1.215
N Blade radius on ground	mm	1.155	1.155
X Blade max lifting	mm	210	210
Y Blade max lowering	mm	310	310
B Blade width	mm	990	990 - 1.330
E Blade height	mm	245	245

DIGGING PERFORMANCES

		CX15B	CX18B
Dipperstick	mm	Standard 1.020 / 1.220	Standard 1.020 / 1.220
Bucket thickness	mm	450	450
Dipperstick Breakout force	kN	8.4	8.7
Bucket Breakout force	kN	13.3	14.0
G Max digging depth	mm	2.200 2.400	2.200 2.400
A Min front slew radius (Cab/Canopy)	mm	1.530 1.560	1.530 1.560
C Max reach	mm	3.800 3.990	3.800 3.990
D Max dump height (Cab/Canopy)	mm	2.470 2.600	2.470 2.600
F Max digging height (Cab/Canopy)	mm	3.550 3.675	3.550 3.675



www.casece.com

EXPERTS FOR THE REAL WORLD
SINCE 1842

CASE
CONSTRUCTION



Form No. 20089GB - Printed in Italy - MediaCross Firenze - 03/15

**CASE CONSTRUCTION EQUIPMENT
CONTACT INFORMATION**

CNH UK LTD

Unit 4, Hayfield Lane Business
Park, Field Lane, Auckley,
Doncaster, DN9 3FL
UNITED KINGDOM
Tel: 800 2273 7373

CNH INDUSTRIAL ITALIA SPA

Strada di Settimo, 323
10099 San Mauro Torinese (TO)
ITALIA
Tel: 800 2273 7373

**CNH INDUSTRIAL
DEUTSCHLAND GMBH**

Case Baumaschinen
Benzstr. 1-3 - D-74076 Heilbronn
DEUTSCHLAND
Tel: 800 2273 7373

**CNH INDUSTRIAL
MAQUINARIA SPAIN, S.A.**

Avda. José Gárate, 11
28823 Coslada (Madrid)
ESPAÑA
Tel: 800 2273 7373

CNH INDUSTRIAL FRANCE, S.A.

16-18 Rue des Rochettes
91150 Morigny-Champigny
FRANCE
Tel: 800 2273 7373

*NOTE: Standard and optional fittings
can vary according to the demands and
specific regulations of each country.
The illustrations may include optional
rather than standard fittings - consult
your Case dealer. Furthermore, CNH
Industrial reserves the right to modify
machine specifications without
incurring any obligation relating to such
changes.*

Conforms to directive 2006/42/EC

CASE Customer
Assistance
0800-2273-7373

The call is free from a land line.
Check in advance with your Mobile Operator
if you will be charged.

