

**B-SERIES MINI EXCAVATORS**  
**CX26B | CX30B | CX35B | CX39B**  
**CX45B | CX50B | CX55B**

**CASE**  
CONSTRUCTION



**AGILITY IN  
MOTION**

[www.casece.com](http://www.casece.com)  
**EXPERTS FOR THE REAL WORLD**  
**SINCE 1842**

# AGILITY IN MOTION

## Outstanding productivity

Boost your productivity with the Case heavy crawler excavator technology, reliable low-emission engine and highly efficient dozer blade with “rollaway” design.

## Zero Tail Swing

Perform at your best in confined spaces with the Zero Tail Swing design, which allows you to work safely, focus entirely on the job, dump further by getting closer to the truck.

## Safety is a priority

Work with confidence, counting on the protection of the FOPS/ROPS compliant cab and Safe Object Handling Kit. The smart door opening system makes it easy for you to access the cab safely.

## Operator comfort

Enjoy the comfort of the spacious, easily accessible cab. With these easy-to-operate mini excavators, featuring proportional controls and ergonomic joysticks, you can work with maximum efficiency and minimum fatigue.

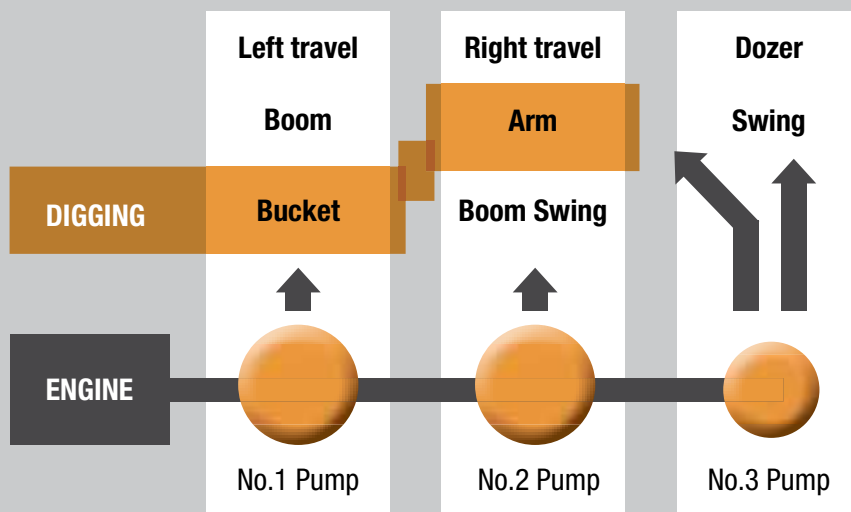
## Simple maintenance

Maximize your mini excavator’s uptime, easily carrying out daily maintenance with service points accessible at ground level, long service intervals and more service life.





# OUTSTANDING PRODUCTIVITY



## Excellent hydraulic performance

Case B-Series mini excavators benefit from Case Heavy crawler excavator hydraulic technology:

- The hydraulic system is made of 3 integrated pumps, of which 2 variable volume pumps, allowing complete simultaneous moves.
- The third pump controls the blade and the swing independently from the machine displacement system. When these functions are not used, the flow is automatically re-routed to boost digging.

## Case hydraulic system boosts productivity!

- High hydraulic power allows using larger buckets
- Simultaneous operations speed up working cycles
- Operations are smoother under heavy loads
- This efficient system is perfect for fine grading
- More precision at work
- Move more material in the same time with Case minis
- Proportional first auxiliary circuit is controlled from the right joystick (standard)
- Proportional second auxiliary circuit is controlled with the swing pedal (option)



## Reliable and environmentally friendly engines!

Our engines deliver excellent performance and are highly reliable thanks to very well known technology. This maximizes uptime and reduces repair costs. All our engines comply with European emission standards without the need for special exhaust components.

## Emission Standards in Europe and North America

	Power rate kW	Power rate hp	2009	2010	2011	2012	2013	2014	2015	
EU 97/68 EG	56 ≤ P < 130	75 ≤ P < 175	Stage III A							
USA EPA			Tier 3			Tier 4 i		Tier 4		
EU 97/68 EG	37 ≤ P < 56	50 ≤ P < 75	Stage IIIA			Stage III B				
USA EPA			Tier 3			Tier 4 i		Tier 4		
EU 97/68 EG	19 ≤ P < 37	25 ≤ P < 50	Stage III A							
USA EPA			Tier 4 i				Tier 4			
EU 97/68 EG	P < 19	P < 25	Not regulated in Europe							
USA EPA			Tier 4							

EU 97/68 EG : Non-road Mobile Machinery

USA EPA : 40 CFR Part 89 & 1039 Non-road compression-ignition engine standards

CX26B and CX30B (23 hp engine) are not regulated in Europe, whereas CX35B and larger models (with 30 hp and 43 hp engines) comply with Stage IIIA, as requested by European standards.



## Unique “rollaway” shape of the blade!

Unique blade design pushes earth forward allowing grading in one pass. Backfilling operations are quick. Overcoming obstacles on the jobsite such as heaps of earth is easy with Case minis thanks to a great blade raising height (up to 560 mm)

# ZERO TAIL SWING

## Zero Tail Swing benefits:

Excellent overall balance of the machine  
Fits easily in narrow spaces  
Less obstruction to road traffic  
Outstanding agility thanks to 360° turning radius of upper frame



## Dump further with Zero Tail Swing design

The Zero Tail Swing design allows to position the machine very close to the truck and therefore to load further



## Performance in confined spaces

Case compact excavators rotate 180° within the width of their own tracks. Even in tight quarters, they dig, turn and unload with great efficiency. With the advantage of zero tail swing, operators concentrate on the work at hand instead of obstacles behind.



# SAFETY IS A PRIORITY

## Safe object handling kit

For your safety on the jobsite Case introduced the Safe Handling Kit, which is made of: lifting hook safety valves on boom and dipper overload device with alarm inside the cab.

The Safe Handling kit complies with EN 474-5 regulation and is available both as option and as aftermarket DIA (Dealer Installed Accessory) kit (from CX26B to CX55B).



*Safety valves included in the Safe Handling kit*



*Lifting hook*



*Emergency exit hammer*



*Lower front window support*

## Certified front guard

In order to maximise Operator protection inside the cab, an ISO 10262 Level 1 certified front grid can be ordered from the factory (from CX35B to CX55B)

## Greater operator protection

All models (from CX26B to CX55B, both cab and canopy) comply with FOPS, ROPS and TOPS safety regulations.

This means the operator is protected from falling objects such as bricks, small concrete blocks or hand tools.

The cabin is designed to protect operators from injuries caused by vehicle rollovers or tip-overs as well.

In case of an emergency it is easy for the operator to get out of the cab thanks to the emergency exit hammer.





## Enhanced visibility

For the ultimate in operating comfort and safety a heater and floor-to-ceiling glass cabs are available on all models, making operator's work easier and safer.

## Smart door opening system

Case sliding door systems grants easy cab access maintaining compact dimensions. This minimises the risk of damage both of the machine and the operator.



# COMFORTABLE AND EASY TO OPERATE MACHINES

## More space, more visibility!

With more room to work, the operator will feel more comfortable and be more productive. The three-post ROPS design on the B Series canopy models makes it easy to get in and out of the excavators.

Enclosed cab for the ultimate in comfort  
Heated floor-to-ceiling glass cabs are available on all models. The front glass door can easily be tilted.

## Excellent views of the entire surrounding worksite!





## Smooth and progressive control!

The standard proportional control of the first auxiliary circuit allows smooth and progressive control of the attachments. Oil flow in the auxiliary circuit is controlled directly from the right joystick.

The optional second auxiliary circuit, which is managed with the swing pedal, allows gradual attachment rotation movements.

Proportional controls of the first and second auxiliary circuits are available from CX35B to CX55B.



## Adjustable seat

The adjustable seat and standard arm rests help keep the operator comfortable.

Convenient can holder is standard on all models.



## Easy to operate

A superior hydrostatic drive system and pilot operated joystick controls make CX B Series Compact Excavators easy to operate. Operators will find the joysticks ergonomic, easy to operate and intuitive for responsive performance and low fatigue.



## Convenient oil flow selector

Easy and quick access to the selector of the auxiliary circuit: mono- or bi-directional.

# EASY MAINTENANCE



## Easy maintenance means Maximum Uptime

Ground-level fluid checks make daily maintenance quick and easy. Case CX B Series compact excavators feature swing-out access panels and ground line fuel, coolant and hydraulic fluid fills. For added protection, the fuel cap and all access panels are lockable.

## Long lasting air filter

Our exclusive super-fine filter is not only environmentally friendly: it will last 1000 hours and is easy to replace.

## Side Access Panel

A one-piece, swing-out side access panel gives access to cooling components, hydraulic valves and main control valve.

## More Service Life!

Case Mini excavators were built to last. Protected hose connections, molded boom swing articulation, high quality steel piping are just some examples of the design robustness. An appropriate maintenance combined with the design quality grant durability and high performance in the toughest conditions.



## Easy Engine Access

The engine access door allows easy access to the air filter, oil level check and fill, coolant overflow and the fuel filter.



# COMPLETE ATTACHMENTS RANGE



## Quick Coupler

You can easily change your attachments whenever you need thanks to «Klac» self locking system. Its compact design respects original kinematic and doesn't need any maintenance operation. This grants the best productivity of your machine.

## Buckets

- Excavation or heavy duty buckets: from 250 mm / 35L to 900 mm / 210 l
- Ditch cleaning buckets: from 1.000 mm / 102 l to 1.500 mm / 260 l

Your existing buckets can easily be adapted to the Klac system with the Klac Adapter kit. Klac Reverse quick coupler is also available.

## Augers

Designed specifically for any application requiring the boring of holes

Standard duty drive (chain drive)	Hydraulic flow : min 23 lpm / max 57 lpm
Heavy duty drive (planetary drive)	Hydraulic flow : min 30 lpm / max 57 lpm

Auger diameters from 100 mm to 900 mm / length 1.220 mm  
Auger extensions : from 300 to 1.830 mm

## Cutter Crusher C60

C60 is a robust and durable cutter crusher with one moving jaw that can be mechanically rotated 360°. Its closed structure and Hardox steel jaws make it a solid durable tool suitable for steel.

Weight	Crushing force rear	Max. cutting force
205 Kg	180 kN	460 kN

## Sorting & Demolition Grab D03hpx-40

Different applications possible through easy exchange system of the shells.

The hydraulic cylinder is replaced by the maintenance free "HPX Drive" : more compact and resistant against dirt and blows.

Extending service life up to 50%: the drive unit runs in a permanent oil bath, no lubrication is required.

Long life is ensured due to the use of 500 HB steel in the manufacture of side plates and cutting edges.

Weight	Volume	Torque	Closing Force	Load Capacity
260 kg	60 l	1.000 Nm	26 kN	1.000 kg

## Hammers

Case Hammers are highly performing and durable. Their limited dimensions help you to work in narrow spaces.

	Tool Diameter	Impact Frequency	Weight	Sound Level	CX26B CX30B	CX35B CX39B	CX45B	CX50B	CX55B
<b>CB27S (silenced)</b>	42 mm	1.600-2.600 BPM	120 kg	123 dBA	x				
<b>CB32</b>	45 mm	750-2.400 BPM	130 kg	129 dBA	x	x			
<b>CB32S (silenced)</b>	45 mm	750-2.400 BPM	140 kg	123 dBA	x	x			
<b>CB37S (silenced)</b>	50 mm	1.100-2.100 BPM	160 kg	124 dBA		x			
<b>CB45</b>	50 mm	450-1.800 BPM	200 kg	128 dBA		x	x	x	x
<b>CB45S (silenced)</b>	50 mm	450-1.800 BPM	220 kg	118 dBA		x	x	x	x
<b>CB65</b>	63 mm	400-2.000 BPM	300 kg	132 dBA			x	x	x
<b>CB65S (silenced)</b>	63 mm	400-2.000 BPM	315 kg	121 dBA			x	x	x
<b>CB90S (silenced)</b>	80 mm	500-1.700 BPM	360 kg	127 dBA				x	x

This hammers can be fitted directly on the machine or with an adapter plate on a Klac or Lehnhoff quick coupler.

# B-SERIES MINI EXCAVATORS

CX26B | CX30B | CX35B | CX39B | CX45B | CX50B | CX55B

## Specifications CX26B/CX30B ZTS

### Model code

Cab \_\_\_\_\_ CX26MC / CX30MC  
Canopy \_\_\_\_\_ CX26MR / CX30MR

### Engine

Displacement \_\_\_\_\_ 1331 cm<sup>3</sup>  
Power \_\_\_\_\_ 23 hp  
Max torque \_\_\_\_\_ 80,1 Nm  
Emissions level \_\_\_\_\_ Not regulated in EU

### Hydraulic system

Variable displacement pumps type \_\_\_\_\_ axial piston  
Flow delivery \_\_\_\_\_ 2 x 26,4 l/min  
Gear pump delivery \_\_\_\_\_ 14,3 l/min  
Maximum operating pressure \_\_\_\_\_ 230 bar  
Auxiliary Flow \_\_\_\_\_ 40.7 l/min  
Auxiliary Pressure \_\_\_\_\_ 230 bar

### Slewing & travel speed

Slewing speed \_\_\_\_\_ 8,7 / 8,8 rpm  
Boom slewing angle (left/right) \_\_\_\_\_ 60° / 55°  
Travel Speed - Low (1st) \_\_\_\_\_ 2,3 km/h  
Travel Speed - High (2nd) \_\_\_\_\_ 4,1 km/h

## Specifications CX45B ZTS/CX50B ZTS

### Model code

Cab \_\_\_\_\_ CX45MC / CX50MC

### Engine

Displacement \_\_\_\_\_ 2189 cm<sup>3</sup>  
Power \_\_\_\_\_ 43 hp  
Max torque \_\_\_\_\_ 139,3 Nm  
Emissions level \_\_\_\_\_ Stage IIIA

### Hydraulic system

Variable displacement pumps type \_\_\_\_\_ axial piston  
Flow delivery \_\_\_\_\_ 2 x 57,1 l/min  
Gear pump delivery \_\_\_\_\_ 33,8 l/min  
Maximum operating pressure \_\_\_\_\_ 230 bar  
Auxiliary Flow \_\_\_\_\_ 57.1 l/min  
1st and 2nd Auxiliary Pressure \_\_\_\_\_ 230 bar

### Slewing & travel speed

Slewing speed \_\_\_\_\_ 8,8 rpm  
Boom slewing angle (left/right) \_\_\_\_\_ 70°/60°  
Travel Speed - Low (1st) \_\_\_\_\_ 2,8 km/h  
Travel Speed - High (2nd) \_\_\_\_\_ 4,6 km/h

## Specifications CX35B/CX39B ZTS

### Model code

Cab \_\_\_\_\_ CX35MC / CX39MC  
Canopy \_\_\_\_\_ CX35MR / CX39MR

### Engine

Displacement \_\_\_\_\_ 1642 cm<sup>3</sup>  
Power \_\_\_\_\_ 30 hp  
Max torque \_\_\_\_\_ 98,4 Nm  
Emissions level \_\_\_\_\_ Stage IIIA

### Hydraulic system

Variable displacement pumps type \_\_\_\_\_ axial piston  
Flow delivery \_\_\_\_\_ 2 x 38,4 l/min  
Gear pump delivery \_\_\_\_\_ 20,6 l/min  
Maximum operating pressure \_\_\_\_\_ 230 bar  
Auxiliary Flow \_\_\_\_\_ 59 l/min  
Auxiliary Pressure \_\_\_\_\_ 230 bar

### Slewing & travel speed

Slewing speed \_\_\_\_\_ 8,9 rpm  
Boom slewing angle (left/right) \_\_\_\_\_ 70° / 60°  
Travel Speed - Low (1st) \_\_\_\_\_ 2,5 km/h  
Travel Speed - High (2nd) \_\_\_\_\_ 4,5 km/h

## Specifications CX55B

### Model code

Cab \_\_\_\_\_ CX55MC

### Engine

Displacement \_\_\_\_\_ 2189 cm<sup>3</sup>  
Power \_\_\_\_\_ 43 hp  
Max torque \_\_\_\_\_ 139,3 Nm  
Emissions level \_\_\_\_\_ Stage IIIA

### Hydraulic system

Variable displacement pumps type \_\_\_\_\_ axial piston  
Flow delivery \_\_\_\_\_ 2 x 57,1 l/min  
Gear pump delivery \_\_\_\_\_ 33,8 l/min  
Maximum operating pressure \_\_\_\_\_ 230 bar  
Auxiliary Flow \_\_\_\_\_ 57.1 l/min  
Auxiliary Pressure \_\_\_\_\_ 230 bar

### Slewing & travel speed

Slewing speed \_\_\_\_\_ 8,8 rpm  
Boom slewing angle (left/right) \_\_\_\_\_ 70°/60°  
Travel Speed - Low (1st) \_\_\_\_\_ 2,8 km/h  
Travel Speed - High (2nd) \_\_\_\_\_ 4,6 km/h



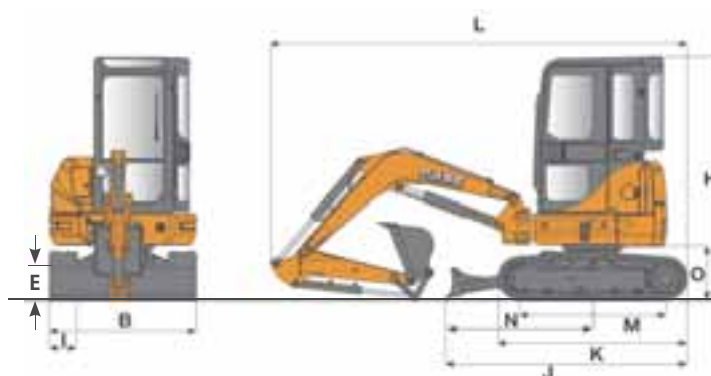
# B-SERIES MINI EXCAVATORS

CX26B | CX30B | CX35B | CX39B | CX45B | CX50B | CX55B

## Operating weight (includes operator, full fuel tank and one bucket)

Dipper	Type	CX26B ZTS	CX30B ZTS	CX35B ZTS	CX39B ZTS	CX45B ZTS	CX50B ZTS		CX55B
		Standard	Standard	Standard	Standard	Standard	Short	Long	Standard
Cab	tonnes	2.70	2.84	3.50	3.90	4.54	4.92	4.95	5.30
Canopy	tonnes	2.38	2.70	3.36	3.76	N.A.	N.A.	N.A.	N.A.

## General dimensions



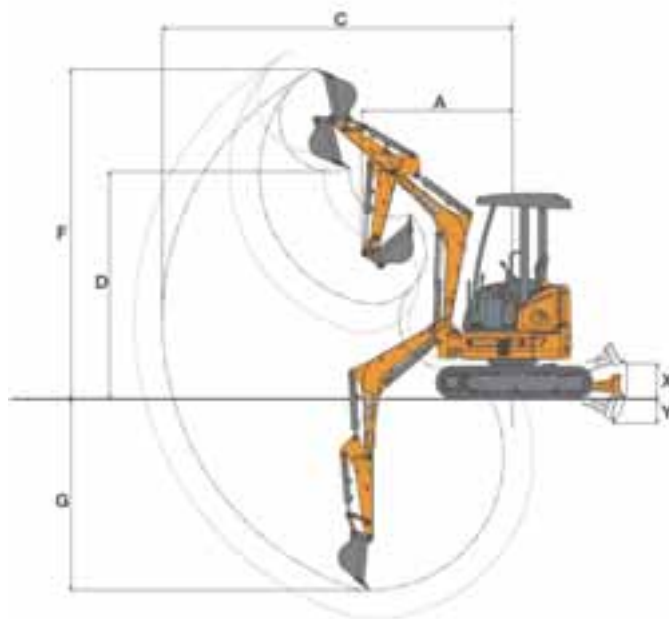
\* Canopy 700 mm / Cab 740 mm

		CX26B ZTS	CX30B ZTS	CX35B ZTS	CX39B ZTS	CX45B ZTS	CX50B ZTS		CX55B
		Standard	Standard	Standard	Standard	Standard	Short	Long	Standard
Rear end swing radius	mm	700 / 740 *	750	775	850	980	980	980	1080
I Track width	mm	250	250	300	300	400	400	400	400
J Undercarriage length	mm	2260	2410	2550	2680	2780	2910	2910	2910
O Height to uppercarriage	mm	480	520	570	570	635	635	635	635
K Track length on ground	mm	1870	1980	2000	2150	2330	2480	2480	2480
M Center distance of tumblers	mm	1490	1590	1540	1700	1820	1970	1970	1970
N Blade radius on ground	mm	1350	1440	1550	1600	1621	1690	1690	1690
X Blade max lifting	mm	425	445	560	540	505	495	495	495
Y Blade max lowering	mm	290	335	410	440	325	375	375	375
E Blade height	mm	300	300	345	345	345	345	345	345

## Transport Feature (weight is with full fuel tank, without operator, without bucket)

		CX26B ZTS	CX30B ZTS	CX35B ZTS	CX39B ZTS	CX45B ZTS	CX50B ZTS		CX55B
		Standard	Standard	Standard	Standard	Standard	Short	Long	Standard
Weight (Cab)	ton	2.59	2.73	3.34	3.74	4.35	4.73	4.76	5.11
Weight (Canopy)	ton	2.27	2.59	3.20	3.60	N.A.	N.A.	N.A.	N.A.
B Max width	mm	1400	1500	1550	1700	1960	1960	1960	1960
L Max length	mm	3820	4130	4390	4710	5000	5230	5370	5370
H Max height	mm	2460	2500	2570	2570	2600	2600	2600	2600

# Digging performance



		CX26B ZTS	CX30B ZTS	CX35B ZTS	CX39B ZTS	CX45B ZTS	CX50B ZTS		CX55B
		Standard	Standard	Standard	Standard	Standard	Short	Long	Standard
Dipperstick	mm	1.330	1.370	1.470	1.590	1.700	1.560	1.870	1.870
Bucket thickness	mm	450	600	500	600	650	700	700	700
Dipperstick Breakout force	kN	12.0	13.0	15.0	17.0	20.0	26.3	23.6	23.6
Bucket Breakout force	kN	19.3	22.0	27.4	27.4	35.3	35.3	35.3	35.3
G Max digging depth	mm	2.650	2.790	3.100	3.350	3.660	3.590	3.900	3.900
A Min front slew radius (Cab/Canopy)	mm	2.070/1.900	2.080/1.880	2.480/2.000	2.560/2.070	2.430	2.560	2.580	2.580
C Max reach	mm	4.520	4.890	5.200	5.500	5.920	5.890	6.190	6.190
D Max dump height (Cab/Canopy)	mm	2.65 /2.950	3.170/3.380	2.950/3.550	3.150/3.760	3.790	3.680	3.840	3.840
F Max digging height (Cab/Canopy)	mm	3.850/4.190	4.470/4.690	4.300/4.960	4.490/5.160	5.340	5.210	5.380	5.380

## Lifting capacity at 2 meters from swing center

Lifting capacity in tonnes	CX26B ZTS		CX30B ZTS		CX35B ZTS		CX39B ZTS		CX45B ZTS		CX50B ZTS		CX50B** ZTS		CX55B	
	2.0 m		2.0 m		2.0 m		2.0 m		2.0 m		2.0 m		2.0 m		2.0 m	
<b>DEPTH LEVEL</b>																
Ground	0.9	0.6	1.1	0.8	1.1	0.9	1.4	1.3	1.4	1.4	1.7	1.7	1.6	1.6	1.9	1.9
1 m below ground	1.0	0.7	1.1	0.8	1.1	0.9	1.6	1.3	2.1	1.6	2.8	1.9	2.8	1.8	2.9	2.2
2 m below ground	0.7*	0.7*	0.7	0.7	1.1	0.9	1.5	1.4	2.1	1.7	2.9	2.0	2.8	1.9	3.7	2.2

\* 1.5 m below ground / \*\* Long Arm

NOTE: the dimensions, weights and capacities shown herein, as well as any conversion date used, are approximate only and are subject to variations within normal manufacturing techniques.

# Optional Equipment

Part	Description	CX26B ZTS	CX30B ZTS	CX35B ZTS	CX39B ZTS	CX45B ZTS	CX50B ZTS	CX55B
747973	QUICK CONNECTOR FOR 1 <sup>ST</sup> AUXILIARY CIRCUIT	X	X	X	X	X	X	X
747630	BUCKET 300 mm	X	X					
747633	BUCKET 350 mm	X	X					
747636	BUCKET 450 mm	X	X					
747639	BUCKET 500 mm	X	X					
747625	BUCKET 600 mm	X	X					
747940	OBJECT HANDLING 2-2.5 TON	X	X					
747631	BUCKET 300 mm			X	X			
747634	BUCKET 350 mm			X	X			
747637	BUCKET 450 mm			X	X			
747640	BUCKET 500 mm			X	X			
747641	BUCKET 600 mm			X	X			
747626	BUCKET 700 mm			X	X			
747936	OBJECT HANDLING 3-3.5 TON			X	X			
747939	AIR CONDITIONING 3-3.5 TON			X	X			
747977	CAB FRONT GUARD (cab models only)			X	X	X	X	X
747974	2nd AUXILIARY CIRCUIT			X	X	X	X	X
747638	BUCKET 450 mm					X	X	X
747628	BUCKET 550 mm					X	X	X
747642	BUCKET 600 mm					X	X	X
747629	BUCKET 650 mm					X	X	X
747643	BUCKET 700 mm					X	X	X
747627	BUCKET 750 mm					X	X	X
747934	OBJECT HANDLING 4-5 TON					X	X	X
747938	AIR CONDITIONING 4-5 TON					X	X	X
747328	ARM SHORT						X	
747333	ARM LONG						X	X
9552600	CRAWLER RUBBER						X	X
9553600	CRAWLER STEEL						X	X

Standard and optional equipment shown can vary by country. Product pictures may be different from local markets configurations.



Form No. 20084GB - Printed in Italy - MediaCross Firenze - 03/15

**CASE CONSTRUCTION EQUIPMENT  
CONTACT INFORMATION**

**CNH UK LTD**

Unit 4, Hayfield Lane Business  
Park, Field Lane, Auckley,  
Doncaster, DN9 3FL  
UNITED KINGDOM  
Tel: 800 2273 7373

**CNH INDUSTRIAL ITALIA SPA**

Strada di Settimo, 323  
10099 San Mauro Torinese (TO)  
ITALIA  
Tel: 800 2273 7373

**CNH INDUSTRIAL  
DEUTSCHLAND GMBH**

Case Baumaschinen  
Benzstr. 1-3 - D-74076 Heilbronn  
DEUTSCHLAND  
Tel: 800 2273 7373

**CNH INDUSTRIAL  
MAQUINARIA SPAIN, S.A.**

Avda. José Gárate, 11  
28823 Coslada (Madrid)  
ESPAÑA  
Tel: 800 2273 7373

**CNH INDUSTRIAL FRANCE, S.A.**

16-18 Rue des Rochettes  
91150 Morigny-Champigny  
FRANCE  
Tel: 800 2273 7373

**NOTE:** Standard and optional fittings  
can vary according to the demands and  
specific regulations of each country.  
The illustrations may include optional  
rather than standard fittings - consult  
your Case dealer. Furthermore, CNH  
Industrial reserves the right to modify  
machine specifications without  
incurring any obligation relating to such  
changes.

Conforms to directive 2006/42/EC

